


1st Grade Language Arts

Full Year Workbook



Thank you for downloading this free book!

For questions, corrections, or comments please email:
miniaturemasterminds@gmail.com



miniaturemasterminds.com

Name: _____

What Is A SENTENCE?

Read and Answer.

A **sentence** is a group of words that tell a complete thought. Sentences have two parts. The first part of a sentence is the subject. The **subject** is who the sentence is about. The second part of the sentence is the predicate. The **predicate** tells us what happened in the sentence.

Here is an example of a simple sentence.

Jack is running.

Can you tell what the subject of each sentence is? What or who is the sentence about?

What is happening in the sentence? What is the subject doing?

Name: _____

Write The SENTENCES

Here are a few examples of simple sentences. Copy them.
Start with a capital letter. End each sentence with a period.

Circle the subject and underline the predicate.

*Remember the subject is what the sentence is about and the
predicate is what the subject is doing.*

Susan is jumping up and down.

The book is laying on the table.

Mattie is playing at the park.

Josh went skiing.

Name: _____

Build a SENTENCE

Rearrange the words to make a simple sentence that makes sense.

Don't forget to start with a capital and end with a period.

1. store the John went

2. Maxie candy does love

3. the girl hair brown is

4. party birthday Jack's tomorrow is

Name: _____

I Know My VOWELS

Write the vowels.

a



apple



e



eggplant



i



pig

i

o



orange



u



umbrella



Name: _____

Fill in the MISSING VOWEL Sounds

Fill in the missing vowels. Read the words.



ch _ ck



c _ t



c _ w



d _ ck

Name: _____

Count The SYLLABLES

A **syllable** is single, unbroken sound of a spoken (or written) word. Syllables usually contain a vowel and accompanying consonants.

A good way to identify syllables is to think about whether you need to change your mouth shape to say the next bit of the new syllable.

Examples:

car - 1 syllable piz/za - two syllables fam/i/ly - 3 syllables

Let's practice. Read with your teacher.

Color:

1 syllable - blue

2 syllable - green









3 syllable - yellow

house	food	hamburger	cup
hat	oil	clown	brick
car	great	heart	dog
jungle	follow	crayon	book

Name: _____

Count the SYLLABLES

Count the syllables and color the correct number.

 <p>apple</p> <p>①</p> <p>②</p>	 <p>strawberry</p> <p>②</p> <p>③</p>
 <p>peach</p> <p>①</p> <p>②</p>	 <p>banana</p> <p>②</p> <p>③</p>
 <p>orange</p> <p>①</p> <p>②</p>	 <p>potato</p> <p>②</p> <p>③</p>
 <p>carrot</p> <p>①</p> <p>②</p>	 <p>cherry</p> <p>②</p> <p>③</p>

Name: _____

Count and Sort the SYLLABLES

Read the words and sort them into the correct column.

one	two	three

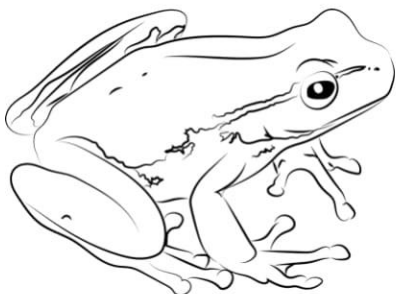
miniaturemasterminds.com

frog	unicorn	dinosaur
muffin	phone	marker
pizza	school	magazine
fort	computer	pencil


Name: _____

Add The MISSING VOWEL

Add the missing vowel sound and read the word.




f r _ g



c _ t



f _ x




p _ g

Name: _____

Short and Long A VOWEL SOUNDS

Short a sounds like the a in apple.



Long a says its name like the a is angel

Color short or long.



astronaut

long
short



cat

long
short



face

long
short



plane

long
short



pan

long
short




map

long
short

Name: _____

Short and Long E VOWEL SOUNDS

Short e sounds like the e in hen.



Long e says its name like the e in bee.

Color short or long.



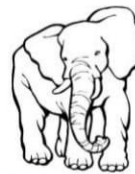
egg

long
short



leaf

long
short




elephant

long
short



zebra

long
short



envelope

long
short





tree

long
short

Name: _____

Short and Long I VOWEL SOUNDS

Short i sounds like the i in igloo.



Long i says its name like the i in ice.

Color short or long.




pig

long
short



pie

long
short



rabbit

long
short



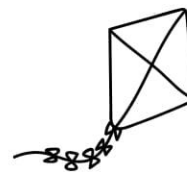
chick

long
short



ice cream

long
short




kite

long
short

Name: _____

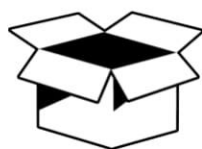
Short and Long O VOWEL SOUNDS

Short o sounds like the o in dog.




Long o says its name like the o in rose.

Color short or long.



box

long
short




goat

long
short



rock

long
short



frog

long
short



fox

long
short



boat

long
short

Name: _____

Short and Long U VOWEL SOUNDS

Short u sounds like the u in umbrella.



Long u says its name like the u in unicorn.

Color short or long.



glue

long
short



rug

long
short



ruby

long
short



mug

long
short



juice

long
short



sun

long
short

Name: _____

Fill in the MISSING VOWEL Sounds

Fill in the missing vowels. Read the words.




__ mbrell __



__ pple



b __ n __ n __



p __ mpk __ n

Name: _____

Short and Long VOWEL SOUNDS

a e i o u

Write.

_____	_____	_____	_____	_____
_____	_____	_____	_____	_____
_____	_____	_____	_____	_____

Read.

	Long Sound	Short Sound
a	cake bake	apple act
e	leaf team	net bed
i	bike night	mitten pig
o	globe boat	box drop
u	mute clue	mud hug

Name: _____

Short and Long VOWEL SOUNDS

Color the **long** vowel sounds red.

Color the **short** vowel sounds green.








o

e

i

ou

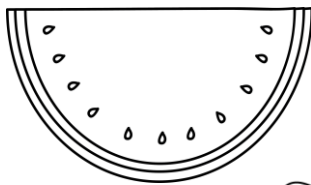
u



Name: _____

Ending SOUNDS


Write in the last letter of each word.



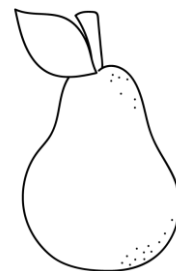
watermelo



carro



pumpki




pea

banan



peppe



Name: _____

CONSONANTS

Write the consonants.

UPPER CASE

B	C	D	F	G	H	J
K	L	M	N	P	Q	R
S	T	V	W	X	Y	Z

LOWER CASE

b	c	d	f	g	h	j
k	l	m	n	p	q	r
s	t	v	w	x	y	z


Circle the consonants.

a g j c u n r d
c o p w c z g j
e u v s e i x a

Name: _____

Missing CONSONANTS


Write the missing consonants.



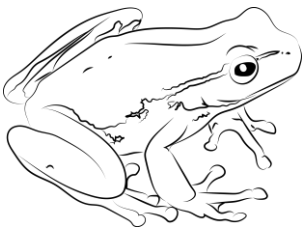
	u	
--	---	--




	e	
--	---	--




	i	
--	---	--



	r	o	
--	---	---	--




e		
---	--	--




	e	a	
--	---	---	--



	i	r	
--	---	---	--





	a	
--	---	--



		a	
--	--	---	--


Name: _____

Short
A





Find the picture that begins with the vowel sound.



a





a



a





a

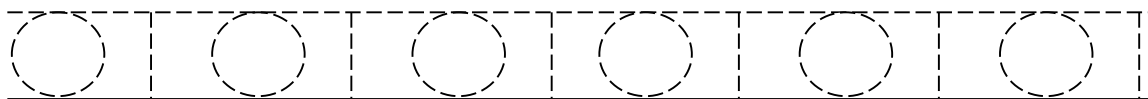
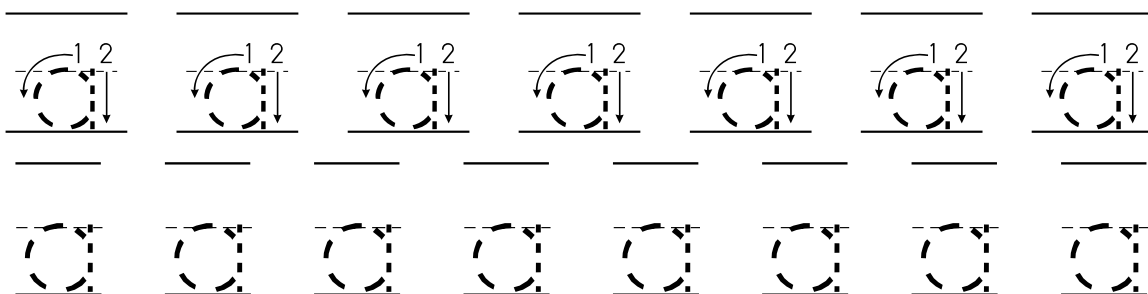


Name: _____

Short
A




Write the letter



Write the letter



a

is for apple.



Name: _____

Short
A





Mark the matching words in each row.


cat	bat	cat	can
sat	sat	sit	set
bat	ban	bag	bat
fat	far	fat	fan
mat	mat	mag	map


Name: _____

Short
A



Write the beginning letter of each picture to find the word. Write the word.
Draw a picture to go along with the word.








Name: _____

Short
A




APPLE

Find and circle the words in the box.

a	f	a	n	l	c	r	x	i	c
v	n	s	a	w	b	b	a	t	h
m	a	p	p	l	e	m	q	v	h
b	x	c	a	t	n	q	d	j	d
a	s	l	k	d	l	w	g	m	a
x	u	v	b	p	a	m	a	p	d
t	o	l	a	p	m	n	k	c	w
z	e	v	f	x	p	t	a	n	g



apple
ax
bat
cat
dad

fan
lamp
lap
map
tan





Name: _____

Short
E



Find the picture that begins with the vowel sound.

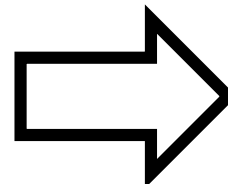
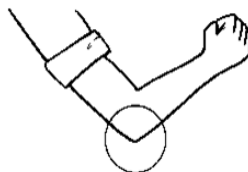

e



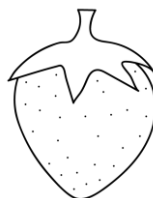

e



e





e



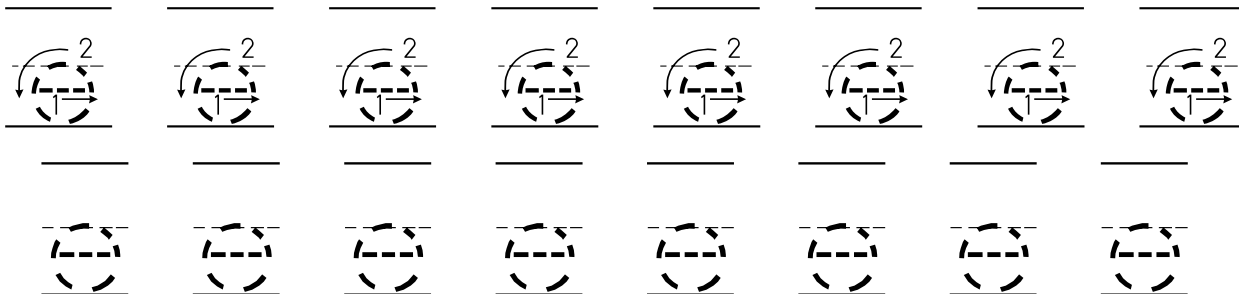
Name: _____

Short

E



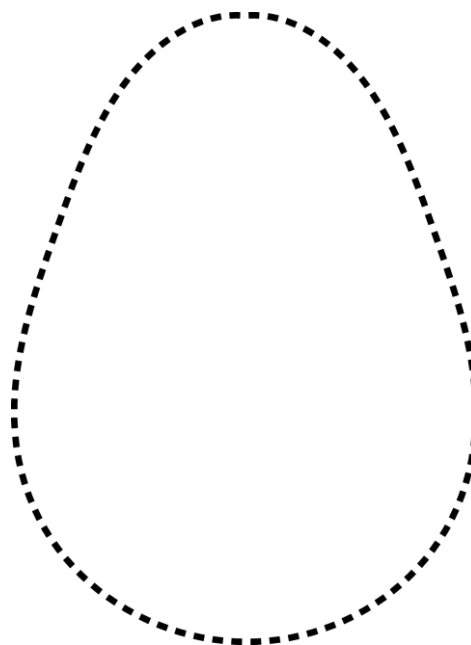
Write the letter



Write the letter



e

is for **e**gg.



Name: _____

Short
E





Mark the matching words in each row.


bet	bat	bet	bed
let	let	lap	set
get	got	let	get
set	set	sit	sat
met	mat	mut	met


Name: _____


Short
E



Write the beginning letter of each picture to find the word. Write the word.
Draw a picture to go along with the word.








Name: _____

Short

E




EGG

Find and circle the words in the box.

s	b	e	f	j	e	l	l	y	z
m	v	a	c	x	o	e	b	b	x
e	y	e	l	k	k	r	e	f	v
l	w	f	w	b	e	g	n	b	x
l	x	w	e	b	b	p	d	g	x
p	i	v	w	q	c	h	e	c	k
e	t	e	n	c	n	n	e	c	k
h	c	b	e	d	d	m	j	w	d


beg
bed
bend
jelly
ten

neck
elk
web
check
smell




Name: _____

Short
u



Find the picture that begins with the vowel sound.

u




u



u




u

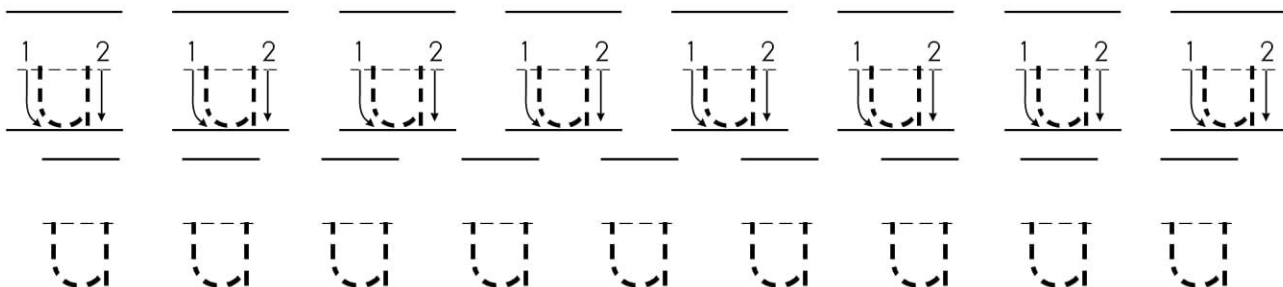


Name: _____

Short
u



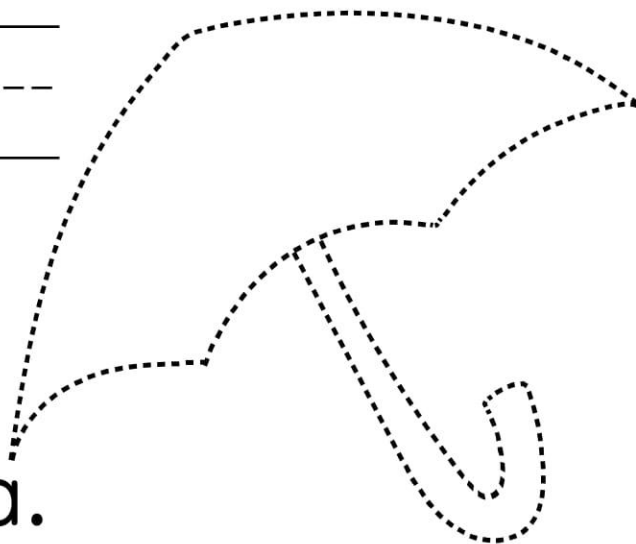
Write the letter



Write the letter


u

is for umbrella.



Name: -----

Short
U




up

Mark the matching words in each row.

pup	pup	pan	put
cup	cap	cup	cat
nut	nut	not	nap
duck	truck	dark	duck
hut	hot	hut	hat

Name: _____

Short
U



Write the beginning letter of each picture to find the word. Write the word.
Draw a picture to go along with the word.



_____	_____	_____	_____
_____	_____	_____	_____
_____	_____	_____	_____




_____	_____	_____	_____
_____	_____	_____	_____
_____	_____	_____	_____



_____	_____	_____	_____
_____	_____	_____	_____
_____	_____	_____	_____

Name: _____

Short
u



Find and circle the words in the box.

a	w	s	h	u	b	v	e	n	c
x	c	u	b	n	d	g	f	u	n
b	l	o	c	p	u	p	v	g	b
u	v	g	h	j	d	e	x	r	u
d	c	u	j	b	p	u	g	f	g
k	b	m	h	j	v	f	r	z	s
z	z	m	u	d	p	h	n	u	t
x	c	e	g	y	c	z	w	b	m

cub
hub
bud
mud
bug

pug
gum
fun
nut
pup



OUT

Name: _____

Intro to DIGRAPHS




A digraph is a blend of two letters that make a sound.
They can start a word or end it.

Here are a few examples:

Dish ends with the digraph -sh (sound like your shushing someone)

Three begins with the digraph th like also the or there.

Look at the picture. Say the word. What digraph does it start with?

	sh	ch	th
	sh	th	ch
	ch	th	kn

Diagraph Flash Cards. Study the sounds all week.

Sh-



shark

Ph-



phone

th-



three

Ch-



chick

-ck



duck

Wh-



whale

kn-



knight

wr-



wrench

-sh



dish


Name: _____

DIGRAPHS

Write the digraph.

SH

shark



sh

Look at the words below. Circle all the words that have the sh digraph in them.

flash

house

rush

wish

car

shirt

run

shell

shout

boat

dish

shoe

shark

candle

brush

sheep

camera

shovel

Write the sh word you circled below.

Name: _____

DIGRAPHS

three

3

Write the digraph.

TH

th

Roll a dice and write a word on the line with the matching number.



th

three

the

that

throw



sh

shirt

shoes

share

ship



wh

whale

what

while

where



ck

duck

truck

pluck

sick



ch

church

such

much

lunch



wr

wrench

wreath

wrist

wrong

Name: _____

DIGRAPHS

phone



Write the digraph.

PH

ph

Choose the correct digraph to finish each word.

sh

ph

th


wh



_____ark



_____ale



_____oto



_____oe



_____umb



_____eat

Name: _____

DIGRAPHS

duck



Write the digraph.

CK



Color the words that end with the digraph the correct color.

sh - blue

th - red

ck - yellow

dish

birth

truck

bath

wish

back

luck

teeth

fish


rush

tack

tooth

Name: _____

DIGRAPHS church



Write the digraph.

CH

ch

Cut out and sort the words into the correct row.

ch	sh	th	wh

change	attach	there	where
what	chat	wish	punch
rash	hatch	catch	why
when	that	the	thermal

Name: _____

DIGRAPHS

whale











Write the digraph.

WH

wh

Color the oval circle and write the missing digraph to finish each word.

 _____ ale	(wh) (sh)	 _____ umb	(th) (wh)
 _____ ale	(th) (wh)	 _____ ark	(sh) (ph)
 _____ so	(sh) (ck)	 _____ rench	(kn) (wr)
 _____ du	(th) (ck)	 _____ irt	(sh) (wh)

Name: _____


DIGRAPHS

knight

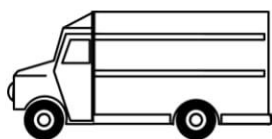


Write the digraph.

KN



Look at the pictures and write the ending digraphs for each word.



















Name: _____

DIGRAPHS

wrench 

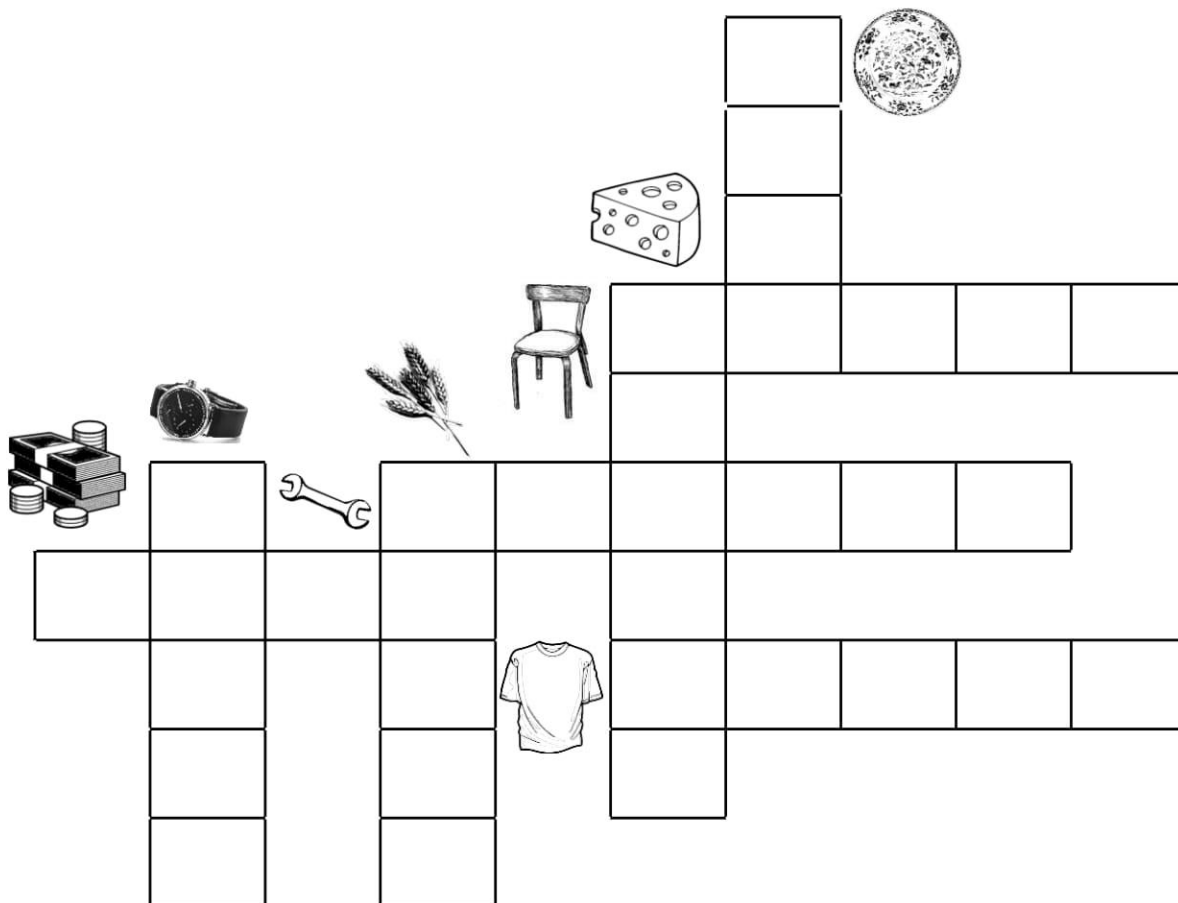
Write the digraph.

WR

w r

Use the words from the word bank to complete the puzzle.

chair	cheese	shirt	wrench
wheat	cash	watch	dish



Name: -----

DIGRAPHS REVIEW

Look at the words in the box.

Sort and write them to the correct column.

dish	wish	where	while
catch	brush	shirt	what
bath	why	shoe	whale
cash	they	photo	think

sh	ch	th	wh

Name: _____

Intro to BLENDS

Consonant blends are a set of two or three consonant letters that when pronounced, keep their own sounds.

Here are a few examples:

grapes and broccoli

Look at the picture. Say the word. What digraph does it start with?



gr

st



st

sn




dr

sn




fr

br



st

tr




gr

st

Name: _____

BLENDS



drain

bl
















br

cl

cr

dr

Finish the words by writing in the letters above each row.

bl	 ____ock	 ____ank	 ____imp
br	 ____oom	 ____ead	 ____ocoli
cl	 ____ock	 ____oak	 ____own
cr	 ____own	 ____y	 ____ab
dr	 ____agon	 ____um	 ____ess

Name: _____

BLENDS



snail

sl

sm

sn

st

Color the words the correct color using the chart.

sl - blue

sm - red

sn - yellow

st - green

snail

smile

sting

slate

smell

stare

story

snow

snake

slam

stay

sling

stop

snack

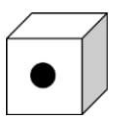
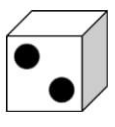
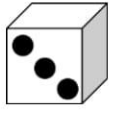
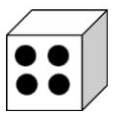
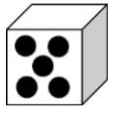
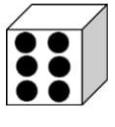
Name: _____

BLENDS flamingo



fl sl bl gl pl cl

Roll a dice and write a word on the line with the matching number.

 fl	flavor	flame	flee
 sl	slate	slam	sling
 bl	blank	bloom	blink
 gl	glad	glue	globe
 pl	plum	plane	planet
 cl	cloud	cling	clock

Name: _____

BLENDS PUZZLE

Use the images to figure out the clues and write in the words

cloud

clover

fly

block

glove

globe

glass

glue



Name: _____

Sounding Out SILENT E

A word's sound and meaning can be changed by putting an e at the end.

When a word has an e at the end such as **cake** the middle vowel says its name!

Now some examples.

cap → cape

cut → cute

hug → huge

Say the words below. Add a silent e to make a new word and

Bit _____

Cod _____

Fir _____

Fat _____

Not _____

Mat _____

Pin _____

Rip _____

Name: _____

Silent E WHAT CAN IT BE

Write the word with a silent e and then draw a line to the picture.

bit



dim



cak



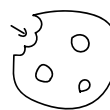
bik



kit



tim



cap




cav



Name: _____

Spin And Write SILENT E

Use a paper clip and pencil as a spinner.
Spin around and right a silent e word on
the matching number line




1	bik	hat	cop
2	jok	tim	tok
3	hop	fin	lot
4	not	hol	lim
5	tom	fom	som

Name: _____

Silent e

ARE YOU NEEDED?

Look at the boxes. Which boxes need a silent e to make the word?



ros

yes

no



bik

yes

no



cow

yes

no



cav

yes


no



cak

yes


no



nos

yes

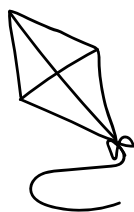
no



sun

yes

no



kit

yes

no



bug

yes



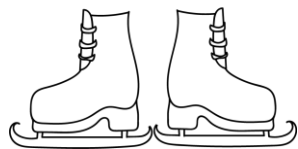
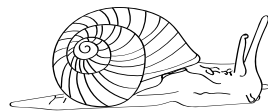


no

Name: _____

Review BLENDS

A consonant blend is when two or more consonants are blended together, but each sound may be heard in the blend.

Color the correct blend and write the word.

<div data-bbox="207 846 331 957">gr</div> <div data-bbox="496 825 646 1012">  </div> <div data-bbox="207 993 331 1104">dr</div> <div data-bbox="386 1018 768 1165"> <p>_____</p> <p>does</p> <p>_____</p> </div>	<div data-bbox="850 846 974 957">sp</div> <div data-bbox="1055 831 1312 1012">  </div> <div data-bbox="850 993 974 1104">cr</div> <div data-bbox="1036 1018 1318 1113"> <p>_____</p> <p>do</p> <p>_____</p> </div>
<div data-bbox="207 1218 331 1329">sk</div> <div data-bbox="425 1213 721 1360">  </div> <div data-bbox="207 1360 331 1472">st</div> <div data-bbox="418 1386 735 1465"> <p>_____</p> <p>ate</p> <p>_____</p> </div>	<div data-bbox="850 1218 974 1329">sn</div> <div data-bbox="1063 1234 1328 1344">  </div> <div data-bbox="850 1360 974 1472">cr</div> <div data-bbox="1063 1360 1318 1465"> <p>_____</p> <p>ail</p> <p>_____</p> </div>
<div data-bbox="207 1570 331 1682">sm</div> <div data-bbox="475 1545 646 1696">  </div> <div data-bbox="207 1717 331 1829">st</div> <div data-bbox="431 1717 699 1818"> <p>_____</p> <p>or</p> <p>_____</p> </div>	<div data-bbox="850 1570 974 1682">cl</div> <div data-bbox="1125 1535 1292 1705">  </div> <div data-bbox="850 1717 974 1829">tr</div> <div data-bbox="1076 1717 1406 1818"> <p>_____</p> <p>ock</p> <p>_____</p> </div>

Name: _____

Build A SENTENCE

Use the words in the word bank to finish each sentence.

game

vase

cave

gate

date

bike

1. What is the _____ today?

2. Put the flowers in the _____ please.

3. Does a bear live in that _____?

4. Did you ride your _____?


5. Can we play a _____?

6. Shut the _____ before we leave.


Name: _____

FILL IN THE VOWELS


Write in the missing vowels to complete the words. Write the words.



cr _ _ b



an _ _ b



fi _ _ b



ba _ _ b



su _ _ b



cu _ _ b



be _ _ b



pi _ _ b



ca _ _ b



ro _ _ b

Name: -----

COULD IT HAPPEN?


Read the sentence and color the box yes or no.

The dog ran fast.	<div data-bbox="1214 592 1377 695">yes</div> <div data-bbox="1214 705 1377 808">no</div>
The cow can jump over the moon.	<div data-bbox="1214 852 1377 955">yes</div> <div data-bbox="1214 966 1377 1068">no</div>
The spoon ran away.	<div data-bbox="1214 1113 1377 1215">yes</div> <div data-bbox="1214 1226 1377 1329">no</div>
The little boy was happy.	<div data-bbox="1214 1373 1377 1476">yes</div> <div data-bbox="1214 1486 1377 1589">no</div>
The cat is fat.	<div data-bbox="1214 1633 1377 1736">yes</div> <div data-bbox="1214 1747 1377 1850">no</div>

Name: _____

WHAT DOES IT SAY?

Color the correct word.




bear

pear



by

fly




bee

see




fix

fox




tent

vent




fare

fire




pant

ant



pack

pick





get

goat


Name: -----

WORD FAMILY SORT



Write the words in clouds in the correct word family box.

A simple line drawing of a cloud. Inside the cloud, the word "puff" is written on the left and the word "bump" is written on the right.

stuff bust must



huff dust



jump pump bluff

-ump

-uff

-ust

Name: _____

SYLLABLES

A syllable is part of a word made up of a single sound and contains a vowel.

You can clap out syllables.

Clap out the words below!

How many syllables do you hear?

Color a box for each syllable.

1. pizza
2. house
3. car
4. cup
5. school
6. airplane
7. country
8. father
9. nothing
10. jump


Name: _____

COUNTING SYLLABLES

Say the word. Clap and count the syllables. Color the correct number of apples and circle the number of syllables.


How many syllables?

daisy




| 2 3

lily




| 2 3

azalea




| 2 3

sunflower




| 2 3

iris




| 2 3

violet



| 2 3

rose




| 2 3


Name: _____

SEPARATING SYLLABLES

Read the word. Draw a line to separate the syllables.



COCONUT



CO/CO/NUT

strawberry

grape

lime

apple

cucumber

lemon

peach

lettuce


avocado

Name: _____

COLOR THE SYLLABLES

Use the chart to color how many syllables each word has.

1	red
2	orange
3	yellow



Name: -----

SYLLABLE REVIEW

Count the syllables in each word.

1. eggs

2. bacon

3. pancake

4. syrup

5. butter

6. milk

7. juice

8. cereal

9. bagel

10. cheese

Count and separate the syllables in each word.

red

blue

brown

purple

green

yellow

pink

orange

grey

Circle the words that have only one syllable.

car

truck

tractor

bus

boat

van

plane

jet

helicopter

Name: _____

Intro to VERBS

Verbs are words of action.

Verbs are “doing” words. They show what is being done in the sentence.

An Example: The dog ate my homework.

– ate is the verb because it shows what the dog did.

If we didn't use verbs, we wouldn't know what the dog did. He could have eaten the homework, finished the homework, graded the homework, or took the homework to a movie. We wouldn't know without the verb.

1. I eat apples in the morning.

Look at the sentences below. Circle the verb in each sentence.

2. Sam rides his bike.

3. Margo reads a book every day.

4. Felix sings in the choir.

5. Judy plays dolls with Sara.

Name: _____

WRITING A VERB

Use the verbs from the word bank to finish the sentences. Rewrite the complete sentence.

ride

play

catch

jump

1. Dad will _____ football today.

2. I can _____ rope.

3. Jack had to _____ the ball.

4. Will you _____ your bike today?

Name: _____

VERB TENSES

Verbs have different tenses to tell when the action was done.

Present tense tells that the action is happening.

Past tense tells that the action happened.

Future tense tells that the action will happen.

The ending of the verb tells us when it took place. One of those word endings is **-ing**. This shows that the action is being done right now.

Which tense means the action is happening? Present Tense!

Example: Greg is **shoveling** the drive.

Did he do it yesterday, is doing it right now, or will he do it tomorrow?

_____	_____	_____
call_____	talk_____	play_____
_____	_____	_____
run_____	laugh_____	work_____
_____	_____	_____
jump_____	eat_____	walk_____

Name: _____

PRESENT TENSE VERBS

Read the sentences. Pick a word from the box. Change the verb ending to mean the action is happening. Re-write the sentence.

juggle

play

dance

weave

1. The spider is _____ a web.

2. The clowns are _____.

3. The ballerina is _____.

4. Jack is _____ with his brother?

Name: _____

VERB REVIEW

Look at the words below. Circle the verbs.

cat	run	play	sleep	hat
jacket	giggle	house	jump	climb
cave	dog	egg	dribble	ball
dig	mug	drink	sing	song

Add -ing to change the verb tense to present.

fall_____	draw_____	dust_____
pull_____	cook_____	ask_____
sew_____	sleep_____	read_____

Name: _____

WHAT IS A SENTENCE?

A sentence tells a complete thought.

A sentence has both a subject and a predicate.

A Subject is what the sentence is about.

A Predicate tells what is being said about the subject.

Example: The cat runs across the yard.

The sentence **subject** is the cat. The **predicate** tells about the subject, it runs across the yard. A sentence needs both to make it a complete sentence.

Do the sentences below have both a subject and predicate? Are they complete sentences?

1. The dog plays ball.

y	n
---	---

4. Sam has a dog.

y	n
---	---

2. Matt.

y	n
---	---

5. A cup is on the table.

y	n
---	---

3. Karen like to play.

y	n
---	---

6. The lamp.

y	n
---	---

Name: _____

IS IT A SENTENCE?

Are the sentences below complete sentences? Remember a sentence is a complete thought.

1. I like.

Sentence

Not A Sentence

2. I like apples.

Sentence

Not A Sentence

3. Jill likes to read book.

Sentence

Not A Sentence

4. Phil is.

Sentence

Not A Sentence

5. Maxine plays with her dolls.

Sentence

Not A Sentence

6. Goes up the hill.

Sentence

Not A Sentence

Name: _____

MAKE A SENTENCE

Use the words from the box to finish each sentence.

book

jumps

Patty

dog

violin

reads

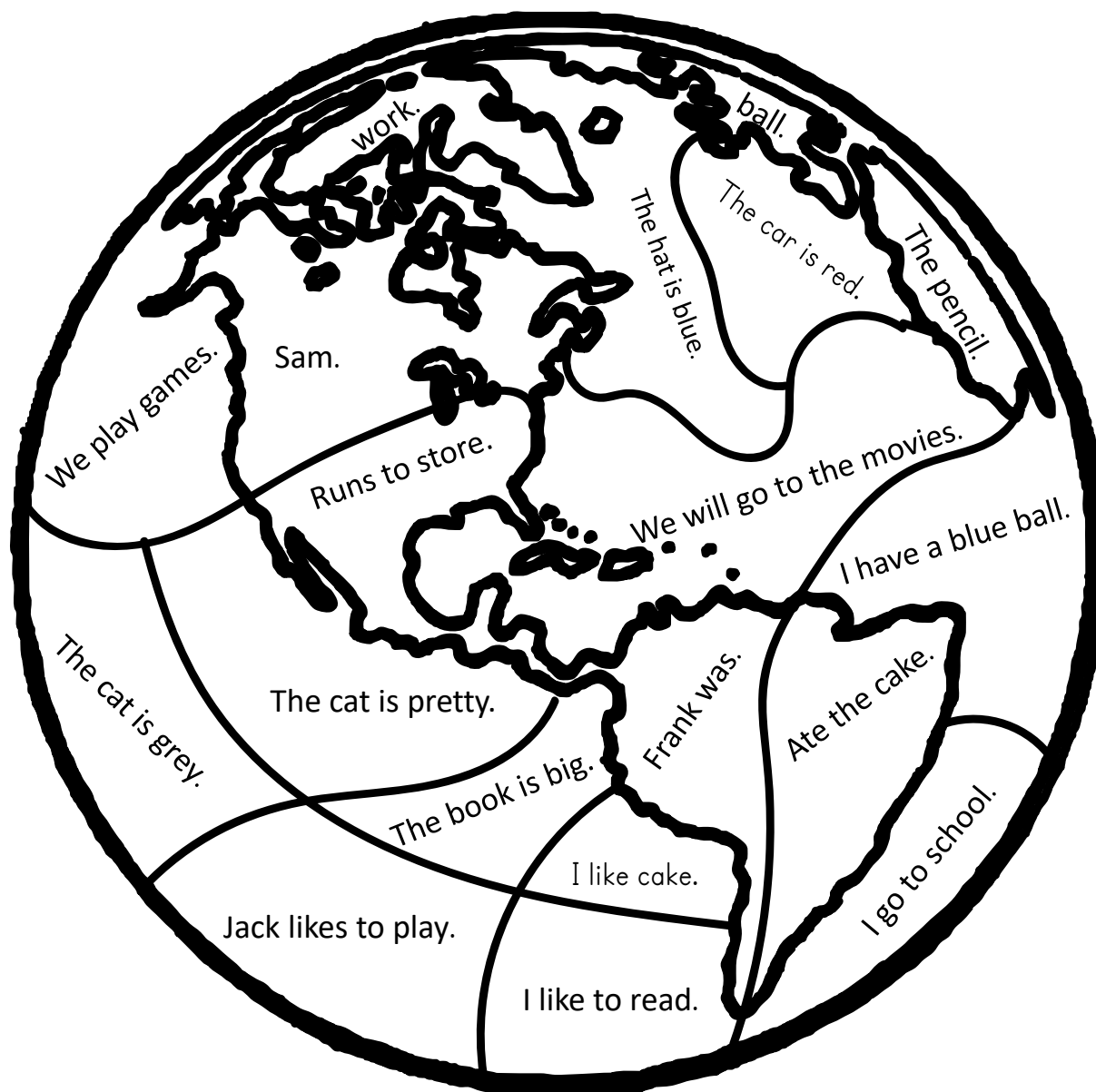
1. _____ rides her bike.
2. Max plays the _____.
3. I will read the _____.
4. The dog _____ up and down.
5. The _____ belongs to me.
6. Katie _____ with her mom.

Name: _____

FIND THE SENTENCES

Color the complete sentences blue.

Color the sentence fragments green.



Name: _____

SENTENCE REVIEW

Circle the complete sentences below.

1. January is the first month of the year.
2. February.
3. March is the.
4. April is in the Spring.
5. May can be warm.
6. June is the start of Summer.
7. Is hot.
8. August is when school starts.
9. September has.
10. October is the month with Halloween.
11. Thanksgiving is in.
12. Christmas is in December.



Name: _____

A SENTENCE BEGINS WITH

All sentences begin with a capital letter.

Rewrite the following sentences so that they begin with a capital letter.

1. katie has two cats.

2. my family likes board games.

3. the book has pretty pictures.

4. i dropped my pencil.

Name: _____

BEGIN A SENTENCE

Use the words from the box to finish each sentence.

We	I	Max
Swimming	Jenny	Tuesday

1. _____ is fun.

2. _____ like ice cream.

3. _____ can play the piano.

4. _____ rides his bike.

5. _____ is tomorrow.

6. _____ is with her mom.

Name: _____

CAPITAL LETTERS

The first word of a sentence begins with a **capital letter**.
People's first and last names also began with **capital letters**.

Rewrite and capitalize the right word in each line below.

1. cassie girl flower

2. boy dave teacher

3. policeman man pete

4. nurse lilly doctor

Name: _____

CAPITALIZE THE NAMES

Write the names with capital letters.

Names of people and places are capitalized.

1. What is your mom's name?

2. What is your dad's name?

3. What is your name?

4. What is your brother or sister's name?

5. What is the name of your state?

6. What is your town's name?

Name: _____

CAPITALS REVIEW

Rewrite the sentences. Capitalized the words that need to be capitalized.

1. i like in north carolina.

2. there is a girl named olivia in my town.

3. jack likes to play video games.

4. lydia has brown hair and eyes.

5. we are going to visit virginia for a trip.

6. tamara likes to run.

Name: -----

IS THE SENTENCE CORRECT?

Does each sentence begin with a capital letter?

1. The cat is brown and white.
2. the cat's name is Reese.
3. The cat's fur is soft.
4. Amy likes the cat.
5. look at the cat jump,
6. Millie feeds the cat.
7. Reese is two years old.
8. there are two cats.
9. one cat is orange.
10. The orange cat is named Claudette.

y	n
y	n
y	n
y	n
y	n
y	n
y	n
y	n
y	n
y	n

Name: _____

DECLARATIVE SENTENCES

Every sentence ends with a **punctuation mark**.

There are **4** different types of sentences.

**A sentence that makes a statement ends
with a period.**

Rewrite the sentences. Start them with a capital letter. End each sentence with a period.

1. the cup is blue

2. the flowers are pink

3. the car is red

4. the book is green

Name: _____

INTERROGATIVE SENTENCE

Every sentence ends with a **punctuation mark**.

There are **4** different types of sentences.

A sentence that asks a question ends with a question mark.

Rewrite the sentences. Start them with a capital letter. End each sentence with a question mark.

1. do you like to read

2. what is your favorite food

3. what color is the sky

4. is the store crowded

Name: _____

EXCLAMATORY SENTENCE

Every sentence ends with a **punctuation mark**.

There are **4** different types of sentences.

A sentence that shows strong feeling ends in an exclamation mark.

Rewrite the sentences. Start them with a capital letter. End each sentence with a exclamation mark.

1. do you like to read

2. what is your favorite food

3. what color is the sky

4. is the store crowded

Name: _____

IMPERATIVE SENTENCE

Every sentence ends with a **punctuation mark**.

There are **4** different types of sentences.

A sentence that give commands or make requests can end with a period or sometimes an exclamation mark.

Rewrite the sentences.

1. get me the pencil

2. close the door

3. find your shoes

4. please don't drop food on the floor

Name: -----

END A SENTENCE

Read the sentences and add the correct punctuation.

1. Do you like ice cream
2. I do like ice cream
3. I like strawberry ice cream
4. What is your favorite flavor
5. Do you like chocolate ice cream
6. Do you like vanilla ice cream
7. Do you want one or two scoops of ice cream
8. I want two scoops on my cone
9. I want one chocolate school and one strawberry
10. Can we eat the ice cream outside

Name: _____

UNSCRAMBLE THE SENTENCES

Rearrange the words and rewrite a complete sentence.

1. sunflowers Olivia likes

2. door please the close

3. to go let us the library

4. where is book the

Name: _____

IS IT A QUESTION?

Add either a question mark or period to the following sentences.

1. Maggie and Grant went to the park
2. Why did they go to the park
3. They went to play on the slide
4. Do you like to play on the slide
5. Grant likes to swing too
6. Would you rather slide or swing

Write at least 2 questions you might ask someone about the park.

Name: _____

ASKING OR TELLING

Is it a request or command?

1. Get me the book.
2. Will you give me the book?
3. Read the book to me.
4. Tell me what to book is about.
5. Will you help me wash the dishes?
6. Don't break the plates.
7. Will you put the cups away?

request	command
request	command
request	command
request	command
request	command
request	command
request	command

Name: _____

ASKING A QUESTION

Rewrite the questions as answers.

1. Do you like pizza?

2. What do you eat on your pizza?

3. Do you like to drink water?

4. Where do you go to eat pizza?

Name: _____

ASKING OR TELLING

Cut and paste the sentences into the correct columns.

ASKING

TELLING

miniaturemasterminds.com

We can play a game.

What game do you like?

I like to play ball.

What color of hat do you have?

I want to wear the blue hat.

Can we have a snack?

Name: _____

CAPITALIZE I

The word I is always capitalized.

I like to watch videos.

Can I have a cookie?

Capitalize the word I in each sentence.

1. _____ like to drink juice.

2. _____ have brown hair.

3. Max and _____ went to the store.

Name: _____

NOUNS

A **noun** is a person place or thing.

Color the nouns red. Color the verbs blue.

cat	hat	store	run	dance
jump	eat	spoon	bowl	cup
book	read	see	paper	can
talk	toy	play	park	skip
flower	type	call	phone	hold

Name: _____

PROPER NOUNS

Proper Nouns are nouns that name a specific person, place, or thing.

Your name is a proper noun. The name of your state is a proper noun.

Color the proper nouns yellow.

phoneNew
YorkhomecatcarovenCindyKevin

Name: -----

NOUNS REVIEW

Circle the nouns in the sentences below. Then underline the verbs

Jillian likes to play piano.

Mom asked Mike to feed the dog.

The book is sitting on the table.

Laura puts the book back on the shelf.

Jacob is looking for the book.

Name: _____

PROPER NOUNS

Write a common noun for each proper noun.

Example → Richard – boy

Anne of Green Gables

Dallas

Jack

Mrs. Hampton

Jingle Bells

Walmart

Alyssa

Southside Mall

Mary

Australia

Name: _____

MY FAVORITE PLACES

Write the proper noun for each of the places below.

I live in the state

My favorite store is

My favorite restaurant is

I like to vacation in

I live in the town of

Name: _____

DAYS OF THE WEEK

Cut out and put the days of the week in order.

Tuesday

Friday

Sunday

Wednesday

Saturday

Monday

Thursday

Name: _____

WHAT DAY IS IT?

Fill in the days of the week.

Yesterday was:	Today is:	Tomorrow will be:
	Sunday	
	Tuesday	
	Friday	
	Monday	
	Saturday	
	Wednesday	

Name: _____

DAYS OF THE WEEK

Unscramble the days of the week.

u n s a d y

n o m y d a

t a y e s u d

d w e s e n a y d

s r t h d y u a

i r d f y a

y a s a r u d t

Name: _____

MONTHS OF THE YEAR

Write the months
of the year.

January

February

March

April

May

June

July

August

September

October

November

December

Write in the names of the months in the correct seasons.

WINTER



SPRING



SUMMER



FALL

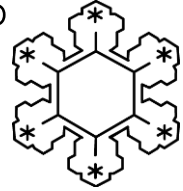


Name: _____



FIX THE SENTENCES

Rewrite the sentences. Fix the sentences. Remember to capitalize the names of the months.



january is the first month of the year

april showers bring may flowers

summer starts in the month of june

valentine's day is in february

halloween is in october

Thanksgiving is in November



Name: _____

MONTHS IN ORDER

Cut out and paste the months in order.

miniaturemasterminds.com

April

September

February

August

November

January

June

March

May

December

July


October

Name: _____


WHAT MONTH IS IT?

Write the month the holiday is in.











Name: _____

CAPITALIZE HOLIDAYS

Capitalize the holiday names.

christmas day

halloween

easter

fourth of july

st patrick's day

new years day

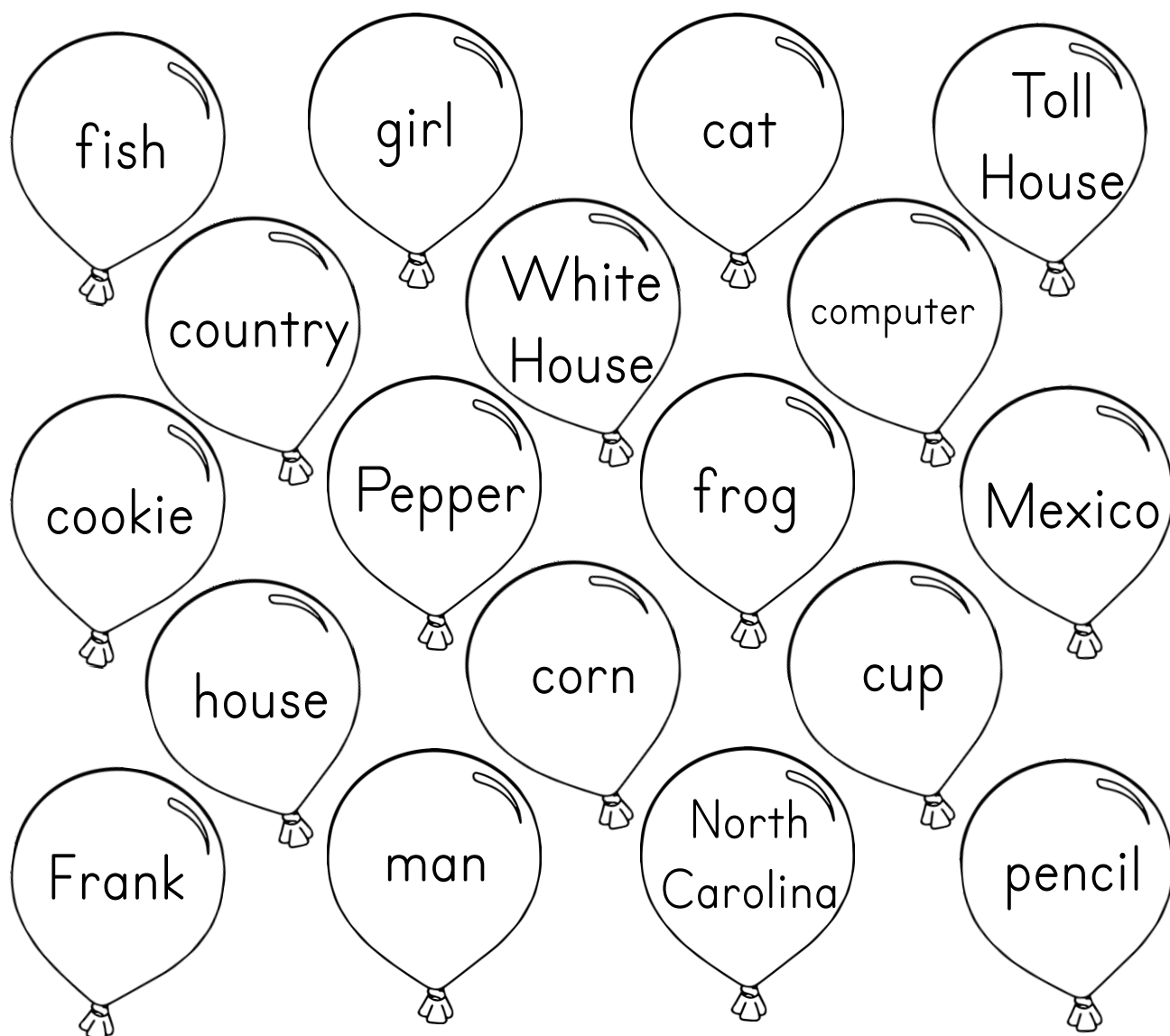
valentine's day

thanksgiving day

Name: _____

COMMON NOUNS

Common Nouns do not name a specific person, place, or thing.
Color the common nouns below.



Name: -----

FIND THE NOUNS

Read the paragraph below. Circle the nouns. Write two nouns from the story into each column.

Grace will be going the store with her parents today. Mom and Dad like to take the car but Grace wants to ride the bus into town. They are going to Grace's favorite restaurant for lunch. After lunch they are going to get new shoes. Grace wants a red pair of sneakers to match her red sweater. Mom wants a new pair of dress shoes. When they are done they will go back home.

Person	Place	Thing

Name: _____

SORT THE NOUNS

Look at the word bank. Sort the words into the correct column.

car	Taco Bell	house	baby	Kelly	store
grandfather	zebra	toy	Fire Station	flower	pig
mom	lamp	Sam	sister	grandmother	England
bear	Africa	plate	brother	Ohio	dad

Person	Place	Thing

Name: -----

PRONOUNS

Pronouns are words that can take the place of a noun.

Example of Pronouns

he, she, it, they, we, I, me, you, us

Draw a line to match the noun with a matching pronoun.

Steve

she

The dog

us

Carrie

they

My mom and I

it

The boys

he

Name: _____

WRITE THE PRONOUN

Rewrite the sentences to change the noun to a pronoun.

Cedric has a new bike.

The bike is red and blue.

Cedric likes to ride the new bike.

Jake wants to ride Cedric's bike.

Cedric shares the bike with Jake.

Jake and Cedric take turns riding the bike.

Name: _____

WHICH PRONOUN FITS?

Cut out the pronouns and paste them in the proper sentence.

The girl

likes to drink lemonade.

The car

needs new tires.

Jack and I

are going to the movies.

Molly and Max

are brother and sister.

Michael

eats lunch with his mom.

My sister's

friends are coming over.

Alex and Sam's

dog ran away last week.

Pete and my

dad is going to work.

miniaturemasterminds.com

It

Our

Her

We

Their

They

She

He

Name: -----

TYPES OF PRONOUNS

There are nine different kinds of pronouns. Review them on the chart. Write a sentence to represent each type on the back or a new paper.

Personal	Replace nouns representing people	I, you, he, she, it, we, they
Demonstrative	Used to demonstrate	This, these, those
Interrogative	used in questions	Who, which, how, what
Indefinite	used for non-specific things	None, several, all, some
Possessive	used to show possession	His, her, your, our
Reciprocal	used for actions or feelings that are reciprocated	Each other, one another
Relative	used to add more information to a sentence	Which, where
Reflexive	ends ...self or ...selves and refers to another noun or pronoun in the sentence	Itself, himself
Intensive	refers back to another noun or pronoun in the sentence to emphasize it	Herself, itself

Name: -----

SINGULAR AND PLURAL PRONOUNS

Pronouns can be singular meaning about one noun.


They can also be plural talking about more than one noun.

Singular – Jack – **He**

Plural – Max and Kate – **They**



Color the singular pronouns red.
Color the plural pronouns blue.






Name: _____

CONTRACTIONS

A contraction is a word or phrase that has been shortened by dropping one or more letters. In writing, an apostrophe is used to indicate the place of the missing letters.

Example – can not – can't

Write the two words on the train car that form the contraction



Word
bank

do	not	is	not	will
not	we	are	I	will

Name: _____

MAKE A CONTRACTION

Cut and paste the correct contraction for each set of words.

will not



can not



i will



i am



do not



you are



did not



he is



miniaturemasterminds.com

I'm

you're

he's

I'll

can't

didn't

won't

don't

Name: _____

COMPOUND WORDS

Compound words are formed when two or more words are put together to form a new word with a new meaning.



foot + ball = football

Look at the words below. Put the words together and Draw a picture of the new compound word.

rain + bow = _____



dog + house = _____



Name: _____

PUT IT TOGETHER

Put the words together to form a compound word.

air + plane = _____

birth + day = _____

cow + boy = _____

grand + mother = _____

sea + shell = _____

butter + fly = _____

Name: -----

CUT AND PASTE COMPOUNDS

Cut and paste the word to create a compound word. Write the new word.

scare	+	<div></div>	=	<div></div>
bath	+	<div></div>	=	<div></div>
after	+	<div></div>	=	<div></div>
mail	+	<div></div>	=	<div></div>
milk	+	<div></div>	=	<div></div>
note	+	<div></div>	=	<div></div>
camp	+	<div></div>	=	<div></div>

miniaturemasterminds.com

robe

crow

noon

box

shake

book

fire

Name: _____

MATCH A COMPOUND

Draw a line from one word to another to create a compound word

card

shake

cheese

born

blue

cake

copy

berry

flash

board

hand

light

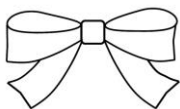
new

cat

Name: _____


COMPOUND WORD REVIEW

Write the compound word and draw a picture.









Name: _____

I OR ME?

Fill in the blank with either I or me. Remember to capitalize I.

I: Subject pronoun— used when you are the person doing something

Me: object pronoun – used with something happens to you

 _____ like to play.

Will you come with _____?

 _____ want a cookie.

Can you help _____ pick up the toys?

 _____ will pick up the toys.

Will you get _____ a box?

Name: _____

WE OR US?

We is a subject pronoun.

Us is an object pronouns

_____ are a team.

Will you play with _____ ?

_____ are going to the movies.

Do you want to come with _____ ?

_____ will call you soon.

Can we get _____ an ice cream?

Name: _____

THEY OR THEM?

They is a subject pronoun.

Them is an object pronouns

 _____ are friends.

Will you play with _____ ?

 _____ are going to the store.

Will you take the ball to _____ ?

 _____ are visiting friends.

Will you get _____ the car?

Name: _____

PRONOUN SORT

Sort the subject and object pronouns into the correct boxes.

SUBJECT PRONOUNS

--	--	--



OBJECT PRONOUNS



--	--	--

us

them

they

we

I


me

Name: _____

REVIEW

Sort the words into the correct columns.

train Florida lettuce walk girl
 hero Greta jump store he
 wiggle tree Miami hop it USA
 car them she boy Walmart
 him Ohio run we fly they
 Katie we dance Calvin play



Common Noun	Proper Noun	Verb	Pronoun

Name: _____

PLURAL NOUNS -S


Make the following words plural.

To make a word plural add s.


Use es if the word ends with:

sh ch x S z

If it ends in a consonant and then y makes the plural by dropping the y and adding-ies.



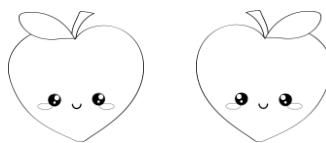
One ant



two _____




One peach



two _____



One bunny



two _____

Name: -----

MAKE IT PLURAL

Look at the words below. Circle the verbs.

singular	plural
cat	
dog	
table	
bed	
light	
bug	
book	
cup	
cow	
barn	

Name: _____

MORE THAN ONE

Color singular or plural.

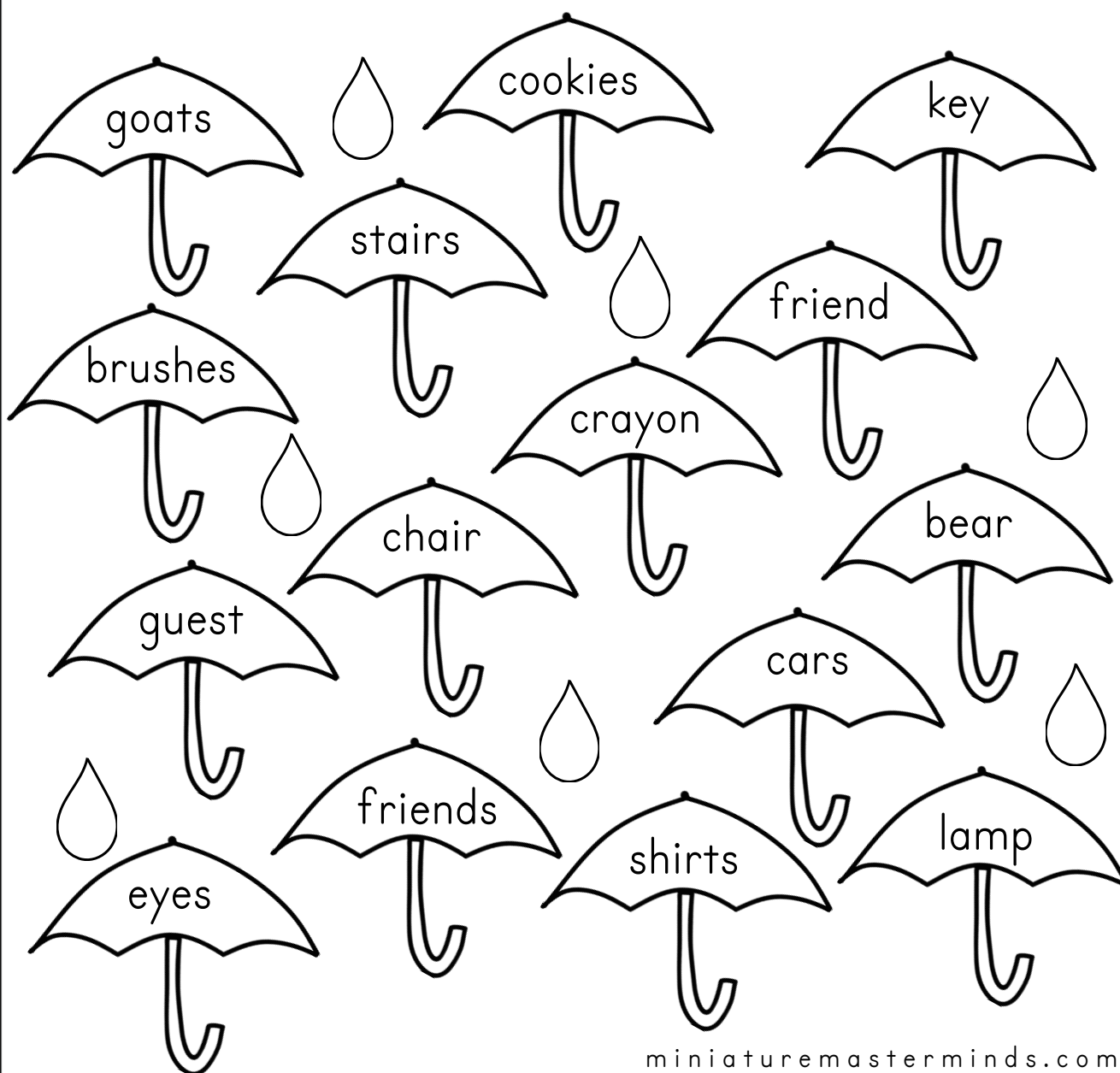
puppies	singular	plural
cups	singular	plural
house	singular	plural
mice	singular	plural
wings	singular	plural
horses	singular	plural
book	singular	plural
papers	singular	plural
chair	singular	plural
hats	singular	plural
table	singular	plural

Name: _____

FIND THE PLURALS



Color the plural words red.
Color the singular words blue.



Name: _____

PLURALS REVIEW

Write the singular and plural forms of each word.



two



two



two



two



two



two



two



two

Name: _____

IS OR ARE?

If the subject is singular use is.

If the subject is plural use are.

Example – There is one cat.

There are two dogs.

Where _____ my baseball?

My friend _____ coming over.

The car _____ red.

The horses _____ running.

Where _____ my friends?

Name: _____

WRITE IS OR ARE

Write is or are in the blanks



There ____ two fishes.



There ____ one cat.



There ____ one fish.



There ____ two dogs.



There ____ two cats.



There ____ one dog.

Name: _____

POSSESSIVE NOUNS

When something belongs to someone we add a **'s** to their name make it possessive.

Example – Kevin**'s** cat

The bow belongs to Olivia. That is Olivia's bow.

The dog belongs to Erin. That is _____ dog.

The spoon belongs to Mike. That is _____ spoon.

The car belongs to Steve. That is _____ car.

The cup belongs to Micah. That is _____ cup.

The phone belongs to Xavier. That is _____ phone.

The boat belongs to Tom. That is _____ boat.

Name: _____

MAKE IT POSSESSIVE

Whose pet is it. Read the story and complete the statements.

Today is show and tell in class. Everyone has their pets to show. Sam has his pet dog. Jenny has her pet rabbit. One gerbil belongs to Mark and the other belongs to Fred. Eliza has her goldfish and her pet hamster. Jody is carrying her pet parrot in a bird cage. All the kids want to show off their pets. It is going to be a fun day in class.

Who does each pet belong to?

_____ dog _____ rabbit

_____ gerbil _____ gerbil

_____ goldfish _____ hamster

_____ parrot

Name: -----

POSSESSIVE PLURAL

Plural nouns ending in an s only an apostrophe at the end to form a possessive noun.

Example – Chickens'

If the plural word doesn't end in a s. Add the **'s** like you normally would.

Would each word end in an ' or 's to be possessive?

kites

teeth

houses

children

trucks

cars

animals

mice

parents

Name: _____

PAST TENSE

Past tense is an even that happened in the past.
For regular verbs, add -ed to the root form of the
verb or just -d if the root form already ends in an e.

Change the words below to past tense.

play - _____ rest - _____

dance - _____ talk - _____

type - _____ want - _____

jump - _____ pick - _____

walk - _____ count - _____

Name: -----

PRESENT TENSE

Things that are happening right now are happening in the present..

The 4 Present Tenses:

1. Simple Present Tense – describe facts, schedule events, and tell stories. Example – I **like** cereal
2. Present Progressive Tense – ongoing action right now. Add **ing** to verb ending. Example – They **are** playing.
3. Present Perfect Tense – describe an event that happened in the past and still continuing in the present. Example- Haley **has ran** a mile already.
4. Present Perfect Progressive Tense- a continuous activity. Example Janet **has been taking** pictures for the year book.

Look at the sentences below. Circle the present tense verbs.

We are looking at paintings. Pete is talking to Megan.

Sandy is reading a book. I love books.

Candy is eating pizza. We are working on school work

Name: _____

FUTURE TENSE

Future tense show events that happen in the future.
Make a verb future tense by adding the word will
before the verb.

Example – Jason will run for class president.

Add the word will before the verb to make each sentence future
tense.

Brian _____ play in the band.

Sarah _____ bake cookies.

Diana _____ jump rope.

Kay _____ play ball.

Sam _____ like the gift.

Judy _____ wear the dress.

Name: -----

WHAT TENSE IS IT?



Color the past tense red.

Color the present tense blue.

Color the future tense green.

will jump	will pray	danced	reading
yelling	jumping	will drive	talked
pouring	running	missing	ran
talking	will yell	jumped	prayed
missed	will read	pour	will swim
played	praying	dancing	playing
will pour	swimming	will talk	yell

Name: _____

TENSE REVIEW

Rewrite the sentence in the past tense.

Jack will play with me tomorrow.

I like the book.

We play ball at the park.

Olivia is dancing on stage.

We will play together.

Karen will clean her room.

Name: -----

SYNONYMS

Synonyms are words that mean the same or almost the same.

Example – “The box is big.” can also be said, “The box is large.”

Find the synonyms in each row.

cold	freezing	warm	fluffy
clean	dirty	big	tidy
pretty	beautiful	ugly	frizzy
end	start	finish	begin
small	hard	large	little

Name: -----

ANTONYMS

Antonyms mean the opposite.

Example : hard – soft

Write an antonym for each word below.

big		loud	
light		clean	
easy		late	
scared		right	
forget		together	

Name: _____

SYNONYM OR ANTONYM



Color the synonyms red.
Color the antonyms blue.

big - little	small - tiny
cold - freeze	bad - horrible
long - short	hard - soft
pretty - beautiful	hot - chilly
light - dark	odd - strange
easy - simple	up - down

Name: _____

RHYMING WORDS

Write the words that rhyme below each word.

see

sunbeam

placemat

deem

tea

acrobat

ream

sat

three

be

laundromat

seam

theme

bat

knee

seem

team

she

free

degree

cream

tree

cat

dream

This image shows a handwriting practice sheet with four identical sets of horizontal lines. Each set consists of three lines: a solid top line, a dashed middle line, and a solid bottom line, providing a guide for letter height and placement.This image shows a sheet of handwriting practice paper. It contains four identical sets of horizontal lines, each set consisting of three lines: a solid top line, a dashed middle line, and a solid bottom line. These lines are provided for practicing letter formation and alignment.

Name: _____

WRITE A POEM

Write a poem using words that rhyme
at the end of each line.

[illegible]

Name: _____

ADJECTIVES

Adjectives are words that describe or modify other words. They give more detail about the nouns.

Example: The fluffy bunny.

Give each word an adjective to describe the noun better.

bowl	chair
car	pillow
dog	spoon
boy	grass

Name: _____

ADJECTIVE SORT

Sort the adjectives into the correct column.

smooth

medium

black

purple

wide

orange

square

small

soft

large

red

huge

hard

round

bumpy

curvy

fluffy

green

sticky

tiny

straight

blue

narrow

big

texture

size

shape

color

Name: _____

COLOR THE WORD



Color the adjectives pink.

Color the nouns purple.

Color the verbs red.



Name: _____

REWRITE THE SENTENCES

Rewrite the sentences adding in an adjective.

Wilma has a cup.

The bike belongs to Jake.

The basketball rolled under the bush.

I have a dog.

That ice cream tastes delicious.

There are ducks in the pond.

Name: _____

ADJECTIVES

Draw a picture for each box. Underline the adjectives in each sentence.

The fluffy dog sits.

I like the round ball.

The red car drives fast.

He is a happy boy.

That was a yummy cake.

Where is the pink jacket?

Name: _____

CAUSE AND EFFECT

The **cause** is why it happened.

The **effect** is what happened.

Example – It was raining so I had to take an umbrella.

Write in an effect for each cause.

Sally left her shoes in front of the door.

Craig dropped an egg.

I stayed out in the sun too long.

Mike studied hard for his test.

Tyler stayed up too late.

Name: _____

SEQUENCE OF EVENTS

A sequence is the order things happen in. Stories have a beginning, middle, and end. Some other words you could use are first, next, and last.

Read the poem and then put the events in order as they happened in the story.

Jack and Jill went up the hill,
To fetch a pail of water;
Jack fell down, and broke his crown.
And Jill came tumbling after.

miniaturemasterminds.com



Name: _____

WRITE A STORY

Write a story about a pig that can talk.

Beginning

Middle

End

Name: -----

WHAT IS THE CAUSE?

Read what happened. What do you think was the cause of the effect?

The cup fell off the table and made a mess.

The kids were playing in the house with a ball.

The kids were sitting on the couch.

The kids went swimming in the pool.

It was cold outside.

It was hot outside.

There was trash all over the yard.

Raccoons got into the trash bins.

Pete forgot to take the trash out.

A rainbow appeared in the sky.

The sun was shining and there was not a cloud in the sky.

It rained for three days straight.

Name: -----

TELL A STORY IN ORDER

First

Next

Last

Name: _____

REAL OR FANTASY?

Real is something that could really happen. An example would be, Ben and Grace went to the store in the car.

Fantasy is something made up, it couldn't really happen. An example would be, Ben and Grace went to the store on a magic flying carpet.



Color the real statements yellow.
Color the fantasy statements purple.

Cows give milk.	The dog said I was his favorite.	The magical beans grew a tall tower up to the sky.
My fish likes to sleep in my bed.	The kids play ball at the park.	The little boy flew to the roof of his house.
The pig did a cartwheel.	The teacher read the kids a book.	I went to the library.

Name: _____

FICTION AND NONFICTION

Fiction stories are made up by the author. Anything can happen. They are not true.

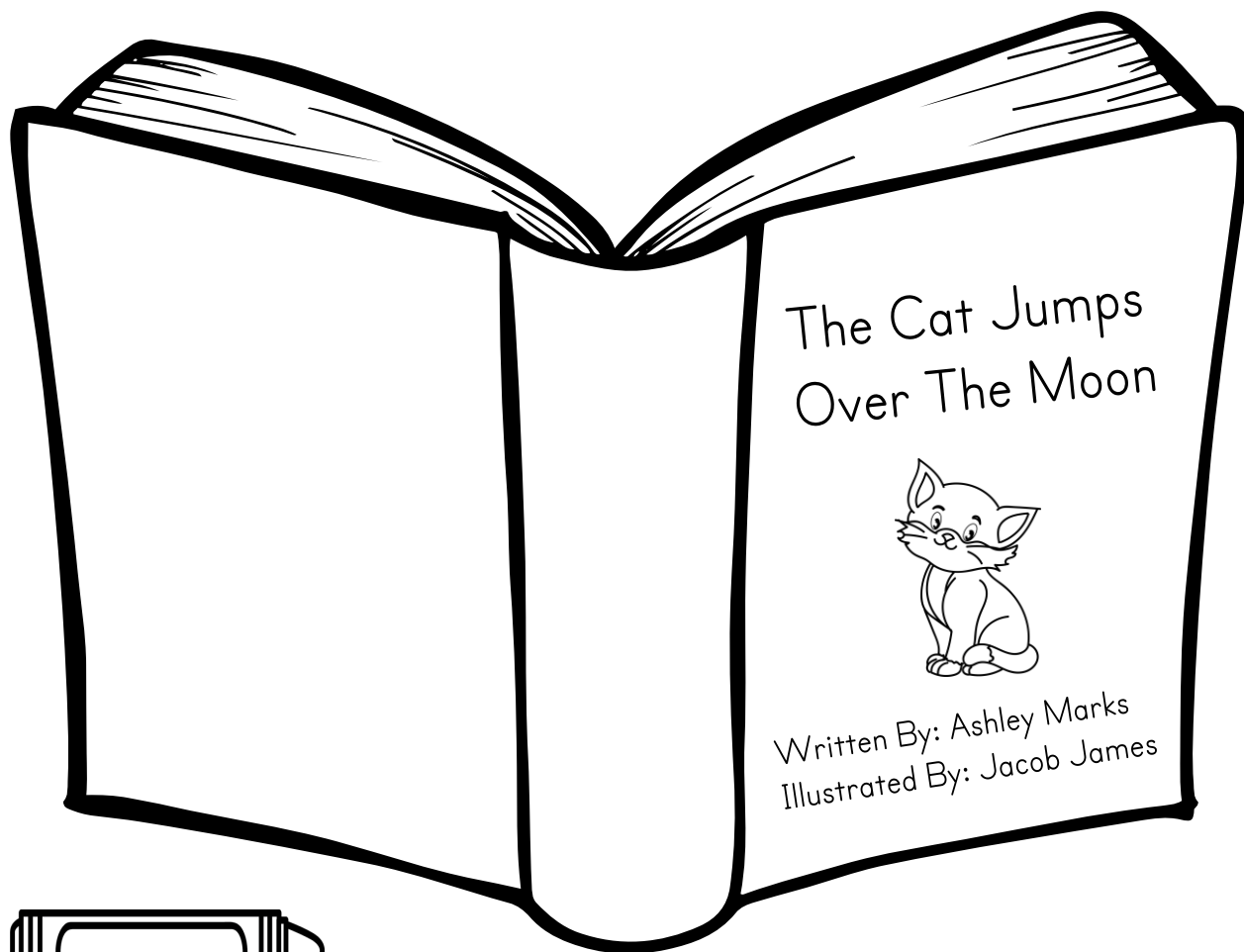
Nonfiction stories are teach, inform, and explain real things. They are true.

Write the title of a Fiction book you have read.
How do you know it is a fiction book?

Write the title of a Nonfiction book you have read.
How do you know it is nonfiction?

Name: _____

PARTS OF A BOOK



Color the front of the book red

Color the spine of the book blue

Color the back cover of the book green

Circle the title of the book

Underline the author of the book

Who drew the pictures? _____

Name: _____

WRITE A NON FICTION

Do some research of a subject you are interested in and create a nonfiction book about the subject. Use the below space to organize your facts. Write your book on a separate piece of paper. Add pictures you print or draw.

[illegible]

Name: _____

WRITE AN INVITE

Use the information in the paragraph to fill out the party invite.

Hannah's birthday is April 3rd. She will be seven years old. Her parents are throwing him a party. She is really excited because the theme will be unicorns. It will be at her house at 453 Juniper Rd. The party will be at four o'clock. They are planning for the party to last two hours because they have a petting zoo coming.

You are invited!

Who: _____

What: _____

When: _____

Where: _____

Name: _____

ALPHABETICAL ORDER

Write the words in alphabetical order.

cat

house

dog

bird

animal

mop

ear

Name: _____

WRITE IN ALPHABETICAL ORDER

Write the word in alphabetical order in each box.

1. _____ panda
2. _____ elephant
3. _____ fox
4. _____ bear

1. _____ car
2. _____ truck
3. _____ bus
4. _____ plane

1. _____ door
2. _____ window
3. _____ floor
4. _____ roof

1. _____ rock
2. _____ tree
3. _____ dirt
4. _____ grass


1. _____ cup
2. _____ plate
3. _____ spoon
4. _____ napkin

1. _____ daisy
2. _____ rose
3. _____ iris
4. _____ violet

Name: _____

CUT AND PASTE

IN ALPHABETICAL ORDER



Charlotte's Web	Alice in Wonderland	Matilda	Pippi Longstocking
Anne of Green Gables	The Borrowers		

Name: _____

HOMOPHONES

Homophones are words that sound the same as another word but have a different meaning, and often a different spelling.

Example – pore, poor, pour

Match the homophones.

four

bee

to

weak

week

too

by

buy

be

fore

Name: _____

TO, TOO, OR TWO

To, too, and two are homophones. They are confused frequently.

To is a function word such as, "Let's go to the store."

Too means also such as, "I like cake too."

Two is a number such as, "There are two cats."

Fill in to, too, or two in the sentences below.

I want _____ read this book.

I see _____ red cars.

Can we go _____ ?

We are going _____ school.

He is my friend _____ .


Name: _____

FIRST PERSON

First person means a character is telling the story.

They use terms such as I, me, we, our or us. The narrator (or person telling the story) is part of the story. They might describe their own thoughts or feelings.

Write a story from your point of view. Use the keywords I, me, we, our, or us to show the point of view.




Name: _____

SECOND PERSON

Second person means the narrator will address the reader.

They use terms such as you, your, yours.
The narrator (or person telling the story) talks to the reader.

Write a story talking to the reader. Use the keywords you, your, or yours to show the point of view.



Name: -----

THIRD PERSON

Third person means an unknown person is telling the story.

They use terms such as he, she, or the character names. .

The narrator is not part of the story. They don't know the thoughts of the characters.

Circle the point of view used in each sentence.

I went to the store this morning.

1st	2cd	3rd
-----	-----	-----

Judy and Mark went to the dance.

1st	2cd	3rd
-----	-----	-----

Do you think the characters were happy?

1st	2cd	3rd
-----	-----	-----

I can't go to the play.

1st	2cd	3rd
-----	-----	-----

Miles wanted to play baseball.

1st	2cd	3rd
-----	-----	-----

Name: -----

REVIEW

What is a noun?

What is a verb?

What are the vowels?

What is a homophone?

What two parts does a complete sentence have to have?

Name: _____

REVIEW DAY TWO

Underline the complete sentences.

I like to run.

The dog,

Can we ride a bike?

Do you?

~~Kate likes to sing.~~

Circle the proper nouns. Underline the common nouns.

man

McDonald's

Steve

girl

Milwaukee

shoppe

state

Pacific Ocean

Add the correct punctuation.

Will you come to the show____

I like to dance____

Don't sit there____

Take the book to the shelf____

Do you like ice cream ____

What blend does each word start with?

